

SOLIDWORKS INSPECTION

*AUTOMATED CREATION OF BALLOON DRAWINGS
AND REPORTS FOR QUALITY INSPECTION*



SIMPLIFY DOCUMENT CREATION TO HELP STREAMLINE PART INSPECTION AND IMPROVE QUALITY

Your commitment to quality should not negatively impact your business. You could waste hours every day manually creating documentation for quality inspection. **SOLIDWORKS® Inspection** helps simplify the process of creating inspection documents and performing in-process or receiving inspection.

Intuitive and easy to use, **SOLIDWORKS Inspection** helps streamline the creation of documents with balloon callouts and specifications by leveraging existing 2D legacy data regardless of file type—**SOLIDWORKS** files, PDFs, or TIFFs—and automating a manual and tedious process. Measured inspection values can be entered directly, either manually or automatically, using a digital measuring instrument (such as a USB caliper). **SOLIDWORKS Inspection** helps designers and quality inspectors virtually eliminate errors, improve time-to-market, and ensure parts are within specifications for improved quality and optimized fit and function.

STREAMLINE YOUR QUALITY INSPECTION PROCESSES

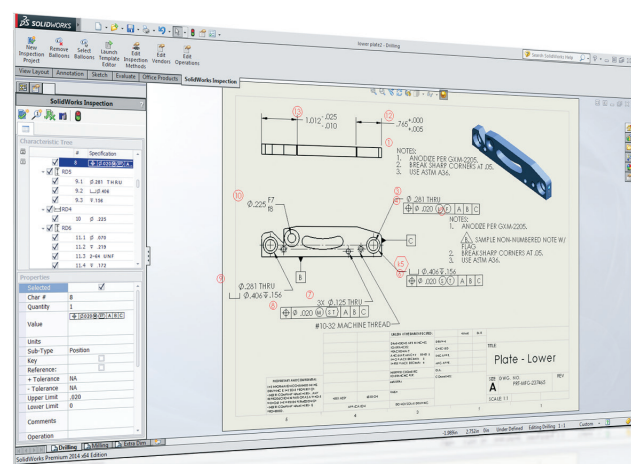
Company quality departments are tasked with carrying out the quality inspection process. This often involves the creation of documents such as drawings with balloon callouts, reports for use during inspection, or additional deliverables required with parts.

This time consuming burden is usually the responsibility of designers, engineers, and quality inspectors who can spend hours every day manually creating all these documents. Hundreds of characteristics, dimensions, tolerances, and notes have to be manually entered into a Microsoft® Excel® spreadsheet.

In addition, this redundant process is prone to human transcription error that can be costly over time or even jeopardize your quality commitments and certifications.

Any changes to the model by an engineer or customer can cause drawing revisions that require quality inspectors to redo the work and input all the characteristics again.

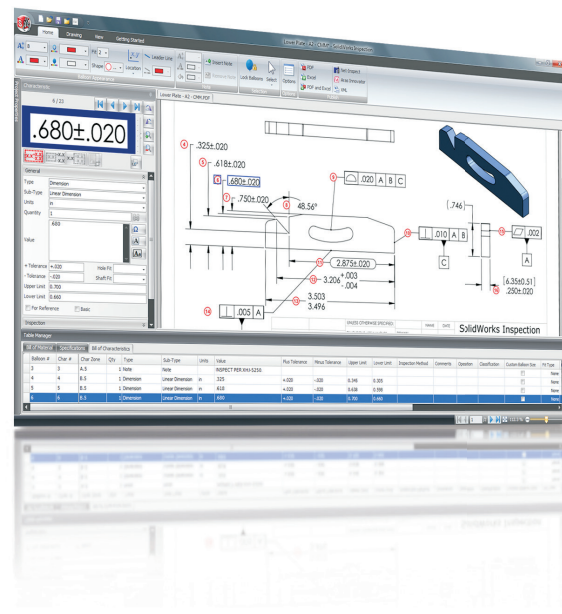
SOLIDWORKS Inspection streamlines your inspection processes by automating the creation of balloons on engineering drawings, and the creation of inspection data sheets and reports. Sequentially numbered balloons are applied automatically to help you keep track of the dimensions and characteristics to inspect. Accurate bubbled prints and inspection sheets are generated in just minutes. With SOLIDWORKS Inspection, companies have reduced the time to create First Article Inspection packages by up to 90 percent.



OPTICAL CHARACTER RECOGNITION (OCR)

In many companies, engineering drawings arrive in PDF or TIFF formats. SOLIDWORKS Inspection uses optical character recognition (OCR) to read and identify the nominal dimension, plus and minus tolerances, and the type of dimension (such as diametric or linear), helping to virtually eliminate manual input and reduce errors. It works with horizontal and vertical dimensions, split dimensions, notes, hole callouts, finish symbols, and geometric dimensioning and tolerancing (GD&T) symbols.

In addition, with the standalone SOLIDWORKS Inspection application, you can create your inspection documents regardless of your existing CAD system.



First Article Inspection Report
Form 3: Characteristic Accountability, Verification and Compatibility Evaluation


1. Part Number		2. Part Name		3. Serial Lot Number		
PCT-MFG-023465		PLATE - LOWER				
8. Char No.	9. Reference Location	Characteristic Accountability		Inspection / Test Results		14. Note
		10. Designer	11. Requirement	12. Results	13. Non-Conformance Number	
		15. Upper Limit	16. Lower Limit	17. Results	18. Non-Conformance Number	
1	Lower Plate - A2	DESIGNER	ANODIZE BLUE PER XYZ-50.			
2	Lower Plate - A2	DESIGNER	BREAK ALL SHARP EDGES TO .05			
3	Lower Plate - A2	DESIGNER	INSPECT PER XNJ-5250.			
4	Lower Plate - A2	DESIGNER	LINEAR	3.25	3.25	
5	Lower Plate - A2	DESIGNER	LINEAR	6.18	6.18	
6	Lower Plate - A2	DESIGNER	LINEAR	6.80	6.80	
7	Lower Plate - A2	DESIGNER	LINEAR	7.50	7.50	
8	Lower Plate - A2	DESIGNER	ANGULAR	48.56	48.56	
9	Lower Plate - A2	DESIGNER	PERPENDICULAR	FRITNESS		
10	Lower Plate - A2	DESIGNER	PERPENDICULAR	FRITNESS		
11	Lower Plate - A2	DESIGNER	LINEAR	2.875	2.875	
12	Lower Plate - A2	DESIGNER	LINEAR	3.206	3.206	
13	Lower Plate - A2	DESIGNER	LINEAR	3.503 / 3.496	3.503	
14	Lower Plate - A2	DESIGNER	PERPENDICULAR	FRITNESS		
15	Lower Plate - A2	DESIGNER	PLATNESS	FRITNESS		
16	Lower Plate - A2	DESIGNER	LINEAR	2.500	2.500	
17.1	Lower Plate - A2	DESIGNER	DIAMETRIC	2.51	2.51	
17.2	Lower Plate - A2	DESIGNER	POSITION	FRITNESS		
18.1	Lower Plate - A2	DESIGNER	DIAMETRIC	.406	.406	
18.2	Lower Plate - A2	DESIGNER	LINEAR	1.56	1.56	
18.3	Lower Plate - A2	DESIGNER	POSITION	FRITNESS		
18.4	Lower Plate - A2	DESIGNER	DIAMETRIC	1.25	1.25	
18.5	Lower Plate - A2	DESIGNER	POSITION	FRITNESS		

The signature indicates that all characteristics are accounted for, meet drawing requirements or are properly documented for disposition.

19. Prepared By: _____ 13. Date: _____

“With SOLIDWORKS Inspection at the most it would take us five minutes to create an inspection sheet. Without the software, it would have taken a technician a day to create that same inspection sheet.”

— PBC Linear



SOLIDWORKS Inspection lets quality engineers and inspectors directly type in measured values, use a digital caliper, or import results from a coordinate measuring machine (CMM).

REDUCE TIME-TO-MARKET

SOLIDWORKS Inspection helps drastically reduce the time needed to generate inspection reports. In just a few clicks, you can create industry-compliant inspection reports (such as AS9102, PPAP, ISO 13485) or use the powerful template editor to develop a report that matches your company's needs.

In addition, SOLIDWORKS Inspection helps avoid errors and inconsistencies traditionally associated with manual data input.

You can save time, lower costs, and win more business by eliminating the bottlenecks in quality inspection and increasing throughput in manufacturing.

HELP IMPROVE PRODUCT QUALITY AND SAVE MONEY

Inspection documents can help your company significantly improve its manufacturing processes, reduce scrap, cut time-to-market, and improve product quality and reliability.

Because SOLIDWORKS Inspection is easy to use, integrated with SOLIDWORKS CAD, and available as a standalone application to work with your existing CAD system, you can easily deploy it, train your quality department, and start to optimize your inspection and quality processes.

Production Part Approval
DIMENSIONAL TEST RESULTS

Item	Dimension/Specification	Specification / Limits	Test Date	Qty Tested	Organization Measurement Results (Data)	OK	Not OK
1.1	NOTES:						X
1.2	1. ANODIZE BLUE PER XYZ-50.						X
1.3	2. BREAK ALL SHARP EDGES TO .05						X
1.4	3. INSPECT PER XNJ-5250.						X
2	Ø.002 in	0.002 in					X
3	0.25 in	0.27 - 0.23					X
4	∠.746 in	REF. REF					X
5	Ø.020 in	0.02 in					X
6	Ø.010 in	0.01 in					X
7	2.875 in	2.895 - 2.855					X
8	3.206 in	3.220 - 3.202					X
9	3.503 / 3.4 in	3.503 - 3.496					X
10	Ø.002 in	0.005 in					X
11	0.75 in	0.77 - 0.73					X
12	0.68 in	0.7 - 0.66					X
13	0.618 in	0.638 - 0.598					X
14	0.325 in	0.345 - 0.305					X
15	48.56°	49.56 - 47.56					X
16	Ø.125 in	0.258 - 0.216					X
17	Ø.020 in	0.02 in					X
18.1	Ø.406 in	0.411 - 0.401					X
18.2	Ø.156 in	0.161 - 0.151					X
19	Ø.020 in	0.02 in					X
20.1	Ø.125 in	0.13 - 0.12					X
20.2	Ø.125 in	0.13 - 0.12					X
20.3	Ø.125 in	0.13 - 0.12					X
21	Ø.125 in	0.02 in					X
22	0.75 in	Basic: 0.80 in					X



Characteristics are automatically highlighted in green, red, or yellow to instantly show which are in tolerance, out of tolerance, or marginally within tolerance.

SOLIDWORKS PRODUCT DEVELOPMENT SOLUTIONS

SOLIDWORKS software provides users with an intuitive **3DEXPERIENCE** development environment that maximizes the productivity of your design and engineering resources to create better products faster, and more cost-effectively. See the full range of SOLIDWORKS solutions for design, simulation, technical communication, and data management at www.solidworks.com/products2014.

LEARN MORE

Visit www.solidworks.com/inspection or contact your local authorized SOLIDWORKS reseller to learn more.

SYSTEM REQUIREMENTS

- Windows® 7 (32- or 64-bit) or Windows 8 (64-bit)
- 2 GB RAM (minimum)
- 125 MB disk space free (minimum)
- Video board (certified recommended)
- Intel® or AMD® processor
- DVD or broadband Internet connection
- Microsoft Excel 2007 or later

For additional details, visit www.solidworks.com/systemrequirements.

Our 3DEXPERIENCE® platform powers our brand applications, serving 12 industries, and provides a rich portfolio of industry solution experiences.

Dassault Systèmes, the 3DEXPERIENCE® Company, provides business and people with virtual universes to imagine sustainable innovations. Its world-leading solutions transform the way products are designed, produced, and supported. Dassault Systèmes' collaborative solutions foster social innovation, expanding possibilities for the virtual world to improve the real world. The group brings value to over 210,000 customers of all sizes in all industries in more than 140 countries. For more information, visit www.3ds.com.



3DEXPERIENCE®

SOLIDXPERTS
by solidexperience



SolidXperts (Montreal)

2650 Marie-Curie av.
Saint-Laurent (QC) H4S 2C3

Telephone : (514) 343-9111
Toll Free : +1 (877) 876-5439

SolidXperts (Quebec)

1173 Charest blvd. W #350
Quebec City (QC) G1N 2C9

Fax: (514) 343-9196
Email: info@solidxperts.com

SolidXperts (Nashua)

98 Spit Brook Road, #102
Nashua, NH 03062

 **DASSAULT SYSTEMES** | The 3DEXPERIENCE® Company